

## Tables

Make a times-table grid like this.

1	2	3	4	5	6	7	8	9	10
2	4	6	8	10	12	14	16	18	20
3	6	9	12	15	18	21	24	27	30
4	8	12	16	20	24	28	32	36	40
5	10	15	20	25	30	35	40	45	50
6	12	18	24	30	36	42	48	54	60
7	14	21	28	35	42	49	56	63	70
8	16	24	32	40	48	56	64	72	80
9	18	27	36	45	54	63	72	81	90
10	20	30	40	50	60	70	80	90	100

- ◆ Shade in all the tables facts that your child knows, probably the 1s, 2s, 3s, 4s, 5s and 10s.
- ◆ Some facts appear twice, e.g.  $7 \times 3$  and  $3 \times 7$ , so cross out one of each.
- ◆ Are you surprised how few facts are left?
- ◆ There might only be 10 facts to learn. So take one fact a day and make up a silly rhyme together to help your child to learn it, e.g. *nine sevens are sixty-three, let's have lots of chips for tea!*


## Telephone challenges

- ◆ Challenge your child to find numbers in the telephone directory where the digits add up to 42.
- ◆ Find as many as possible in 10 minutes.
- ◆ On another day, see if they can beat their previous total.

**Telephone: 01264 738 281**

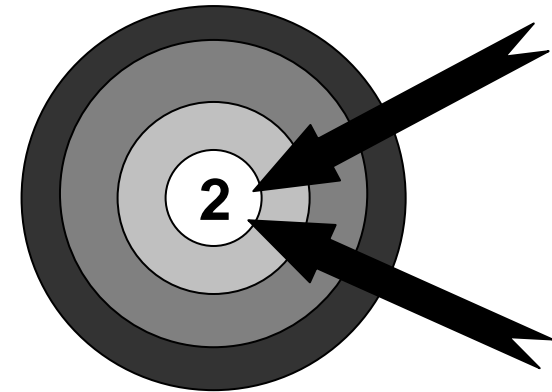
## Target 1000

- ◆ Roll a dice 6 times.
- ◆ Use the six digits to make two three-digit numbers.
- ◆ Add the two numbers together.
- ◆ How close to 1000 can you get?



# Year 5

Maths



Spring Term

**A booklet for parents**

Help your child with mathematics

Useful Website: <http://durham.schooljotter.com/coxhoe>

### By the end of Year 5, most children should be able to...

- Multiply and divide any whole number up to 10 000 by 10 or 100.
- Know what the digits in a decimal number stand for, e.g. the 6 in 2.63 stands for 6 tenths and the 3 for 3 hundredths.
- Round numbers with 1 decimal place to the nearest whole number, e.g. 9.7 rounds up to 10, 147.2 rounds down to 147.
- Use division to find a fraction of a number, e.g. find one fifth by dividing by 5.
- Work out in their head the difference between two numbers such as 3994 and 9007.
- Use pencil and paper to add and subtract big numbers, e.g.  $5792 + 8436$ ,  $13\ 912 - 5829$ .
- Know by heart all multiplication tables up to  $10 \times 10$ .
- Double numbers up to 100 in their heads.
- Use pencil and paper to multiply and divide, e.g.  $328 \times 4$ ,  $72 \times 56$ ,  $329 \div 6$ .
- Draw and measure lines to the nearest millimetre.
- Work out the perimeter and area of a rectangle, e.g. the perimeter and area of a book cover measuring 25cm by 20cm.
- Solve word problems and explain their method.

### Fun activities to do at home

#### Car numbers


- ◆ Try reading a car number as a measurement in centimetres, then converting it to metres, e.g. 456cm, which is 4.56m, or 4m and 56cm.
- ◆ Try this with car numbers that have zeros in them, e.g. 307cm, which is 3.07m or 3m and 7cm; 370cm, which is 3.7m, or 3m and 70cm. These are harder!

#### Dicey subtractions

- ◆ Take turns to roll a dice twice.
- ◆ Fill in the missing boxes.

$$400\Box - 399\Box$$

e.g.  $4002 - 3994$



- ◆ Count on from the smaller to the larger number, e.g. 3995, 3996, 3997, 3998, 3999, 4000, 4001, 4002.
- ◆ You counted on 8, so you score 8 points.
- ◆ Keep a running total of your score.
- ◆ The first to get 50 or more points wins.